

PROJECT:

SCHEDULE:DATE:

PREPARE BY:

NOTES:

TF

TROFFER CCT3 (TAA Compliant)

DESCRIPTION

The naturaLED Troffer is an excellent choice for interior lighting solutions. This TAA-compliant and DLC Premium fixture is available in 2'x2' and 2'x4' sizes and is specifically designed for T-Bar/Grid ceiling installations. Optional features include an Emergency LED Driver. Its lightweight, bug-free lens ensures superior light distribution, while wattage- and CCT-selectable options offer versatility for a variety of environments.

TAA (Trade Agreements Act) Meaning:  
TAA compliance indicates that the product is manufactured in the United States or in a country that has a trade agreement with the U.S., making it eligible for use in federal government projects.

APPLICATIONS

Conference, Meeting Rooms, Factories, Offices, Schools, Hospitals

FEATURES





- DLC Premium
- ETL/cETL Listed
- Damp Location
- TAA-Compliant
- Wattage & Color Selectable
- Wattages: 20~40W, 30~50W
- Color Temp: CCT3 (35/40/50K)
- Voltage: 120-277V
- Dimmable: 0-10V
- CRI:> 80
- Operating temperature: - 4°F - 122°F
- Power Factor: >0.9
- Beam Angle: 115°
- Easy installation for retrofit replacement
- Available in 2'x 2' or 2'x 4' length
- Material: Steel
- Lens: Polycarbonate Lens
- 5 Year Warranty
- Optional for Purchase: Emergency Driver, Ceiling Mount, Flange Mount, Air Craft Cable





Rated Life Hours 50,000  
Warranty 5 Years

ACCESSORIES

	Air Craft Cable
	Emergency Driver
	Flange/Ceiling Mount Kit
	Surge Protection



SAMPLE NUMBER		TF40S/2X2/8C3/TAA				
SERIES	WATTAGE	SELECTABLE	LENGTH	CRI	COLOR TEMP	CERTIFICATION
TF Troffer	40 40 Watt	S Selectable Wattage	2x2 2-ft x 2-ft	8 CRI 80	C3 Selectable Color Temp (35/40/50K)	TAA TAA Compliant



TROFFER CCT3 (TAA Compliant)  
CEILING & AREA LUMINAIRES

ORDERING

\*P= Premium DLC / \*S = Standard DLC

Ordering Code	Description	Watts (W)	Lumens (Lm)	CCT (K)	Equiv. Wattage (W)	Voltage	Size	Damp Location	DLC (S/P)
9815	TF40S/2X2/8C3/TAA	20	2,600	3CCT	60-100W	120-277V	2'x2'		P
		30	3,900	(35/40/50K)					
		40	5,200						
9816	TF50S/2X4/8C3/TAA	30	3,900	3CCT	90-130W	120-277V	2'x4'		P
		40	5,200	(35/40/50K)					
		50	6,500						

ACCESSORIES (Ordered Separately)


Air Craft Cable



**P10147 MT-ACC-4FT**  
(4-ft cable)

**P10144 MT-ACC-10FT**  
(10-ft cable)

Ceiling Mount Kit (3.0" Height)



**P10417 MT-2X2BOX-3.0in**  
(2'x2' Panel Surface Mount Kit-3.0"height)

**P10418 MT-2X4BOX-3.0in**  
(2'x4' Panel Surface Mount Kit-3.0"height)

Flange Mounting Kit



**P10228 MT-2x2FMBOX**  
(2' x 2' Flange Mount Kit)

**P10229 MT-2x4FMBOX**  
(2' x 4' Flange Mount Kit)

Ceiling Mount Kit



**P10335 MT-2X2BOX-4.5in**  
(2'x2' Panel Surface Mount Kit)

**P10336 MT-2X4BOX-4.5in**  
(2'x4' Panel Surface Mount Kit)

Emergency Driver Kit



**7336 BAEM4-60BC/MV-A**  
(4W CEC-Compliant LED Emergency Driver 120-277V)

**7347 BAEM4-55BC/347-A**  
(4W CEC-Compliant LED Linear Emergency Driver 120-347V)

**7338 BAEM8L-60BC/347-A**  
(8W CEC-Compliant LED Linear Emergency Driver 120-347V with 24" Conduit)

Surge Protection



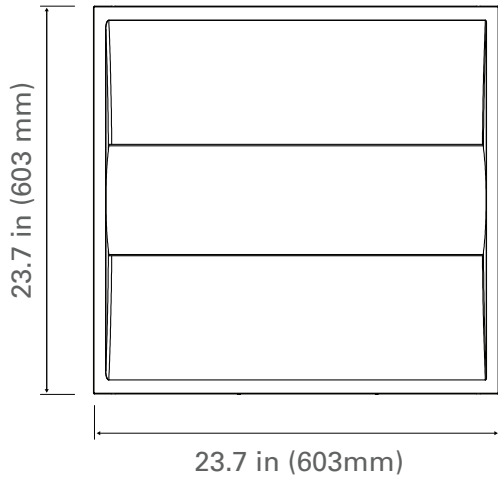
**P10389 SPD-L-10KV-277**  
(Surge Protection 10KV 120-277V)



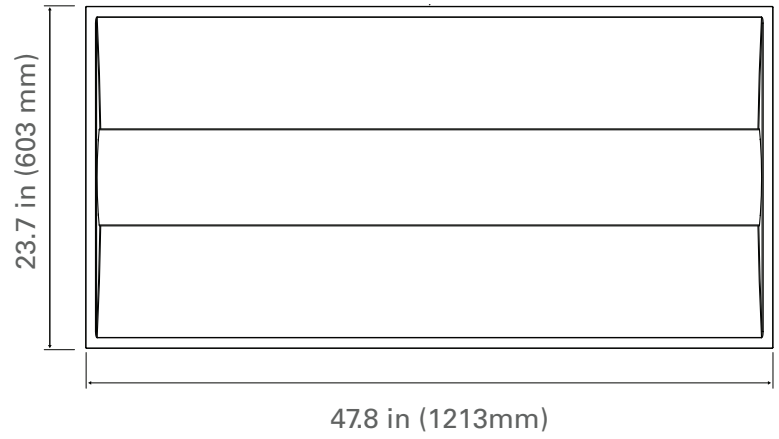
**P10390 SPD-L-20KV-277**  
(Surge Protection 20KV 120-277V)

## DIMENSIONS

**20/30/40 S/Wattage**  
**5.10-lbs**

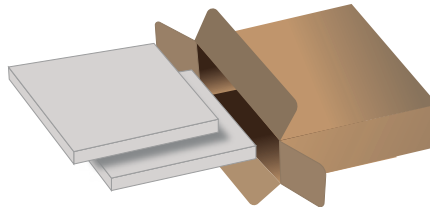


**30/40/50 S/Wattage**  
**9.05-lbs**



## PACKAGE

	Master Carton (pc)	Dimensions (in)	Weight (lb)
<b>2'x2'</b>	2	25"x4.5"x24.8"	10.50
<b>2'x4'</b>	2	49"x4.5"x24.8"	18.50



**2'x2'**

